


RoHS COMPLIANT



BOURNS®

Features

- Surface Mount 3 mm Square Single-Turn Cermet / Sealed
- Compatible with surface mount manufacturing processes
- Rotor stop for "in-circuit" adjustment
- 100 cycle rotational and seal life
- Patent #5043695 assembly for seal integrity
- Plastic housing for RF applications
- RoHS compliant* - see processing information on lead free surface mount trimmers

3313 - 3 mm Trimming Potentiometer

Electrical Characteristics

Standard Resistance Range10 ohms to 2 megohms (see standard resistance table)
 Resistance Tolerance±20 % std.
 End Resistance.....1 % or 3 ohms max. (whichever is greater)
 Contact Resistance Variation3 % or 3 ohms
 Adjustability
 Voltage Divider.....±0.1 %
 Rheostat±0.2 %
 Resolution.....Infinite
 Insulation Resistance500 vdc. 100 megohms min.
 Dielectric Strength
 Sea Level500 vac
 70,000 Feet.....350 vac
 Adjustment Angle220° nom.

Environmental Characteristics

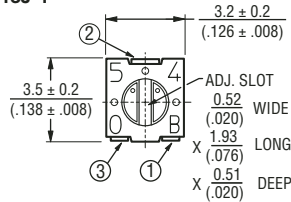
Max. Soldering Exposure260 °C/5 seconds
 Power Rating (200 volts max.)
 70 °C0.125 watt
 125 °C0 watt
 Operating Temp. Range-55 °C to +125 °C
 Temperature Coefficient
≤100 ohms ±150 ppm/°C;
 >100 ohms ±100 ppm/°C
 Seal Test.....85 °C Fluorinert†
 HumidityMIL-STD 202, Method 106 (no vibration) TRS ±3 %; IR 10 megohms
 Vibration.....20 G TRS ±1 %; VRS ±1 %
 Shock.....100 G TRS ±1 %; VRS ±1 %
 Load Life1000 hours @ 70 °C Rated Power; TRS ± 3 %
 Rotational Life100 cycles TRS ±3 %
 Thermal Shock.....5 cycles TRS ±2 %; VRS ±1 %

Physical Characteristics

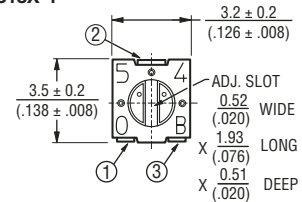
Mechanical Angle250 ° nom.
 Torque50 g-cm max.
 Stop Strength.....200 g-cm min.
 Pushover Strength ("S" only)1.6 Kilograms (3.5 lbs) minimum
 FlammabilityU.L. 94V-0
 Weight.....Approx. 0.01 oz.
 MarkingResistance code and date code
 Wiper.....50 % (Actual TR) ±10 %
 Standard Packaging
 J Style1000 pcs./7 " reel
 S Style200 pcs./7 " reel
 Adjustment ToolH-91

Product Dimensions

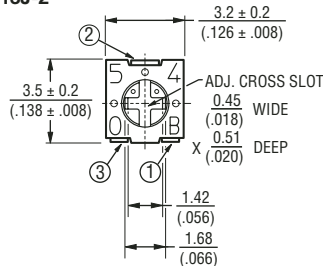
3313J-1



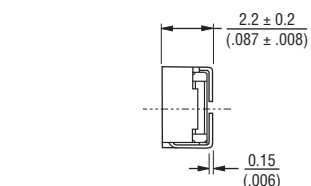
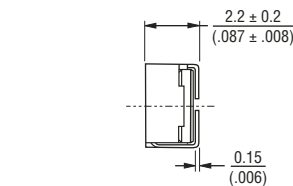
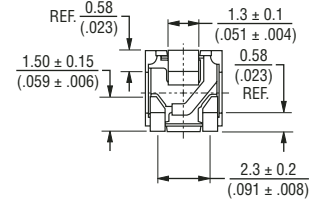
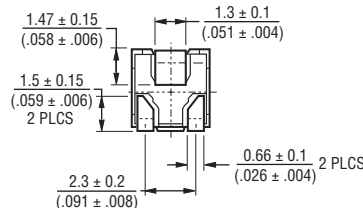
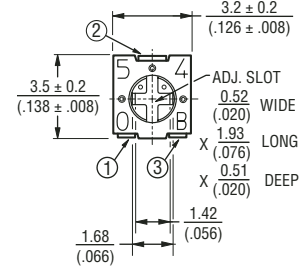
3313X-1



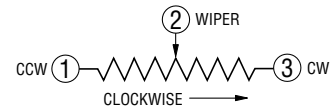
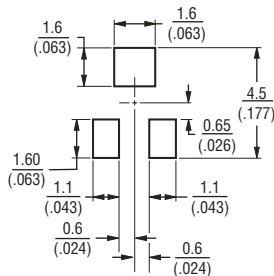
3313J-2



3313X-2



RECOMMENDED LAND PATTERN



TOLERANCES: ± 0.25 (.010) EXCEPT WHERE NOTED

DIMENSIONS ARE: $\frac{\text{MM}}{\text{(INCHES)}}$

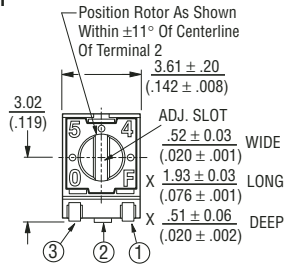
*RoHS Directive 2002/95/EC Jan 27 2003 including Annex.
 †"Fluorinert" is a registered trademark of 3M Co.
 Specifications are subject to change without notice.
 Customers should verify actual device performance in their specific applications.

3313 - 3 mm Trimming Potentiometer

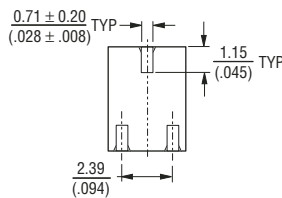
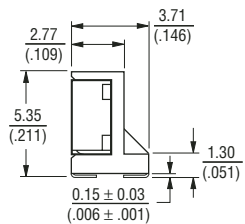
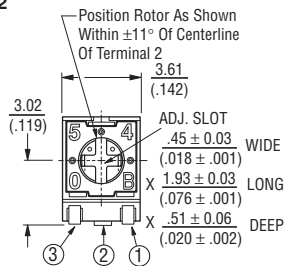


Product Dimensions

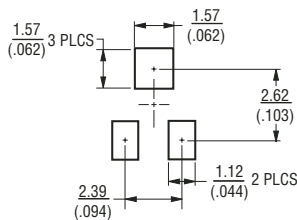
3313S-1



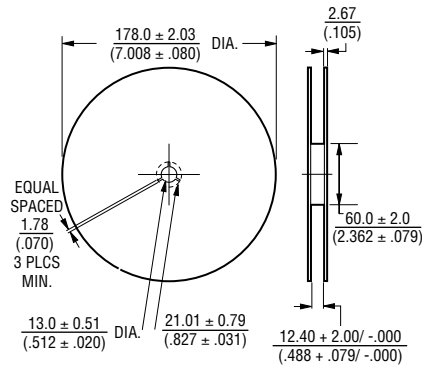
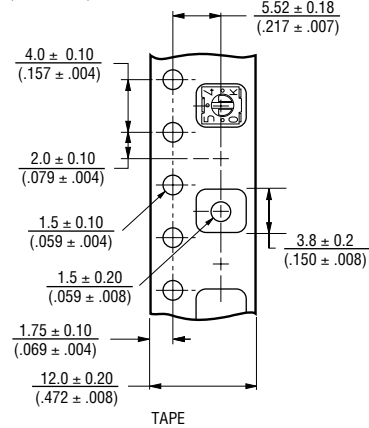
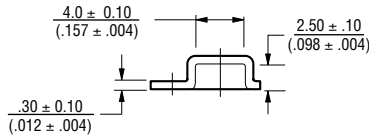
3313S-2



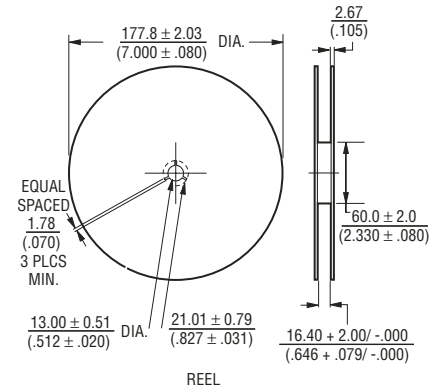
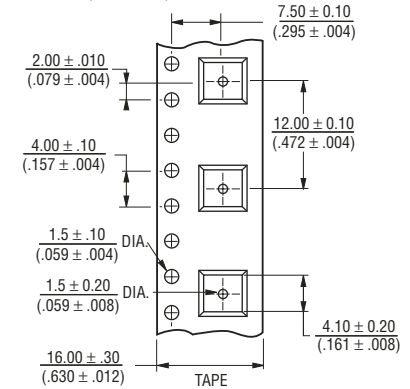
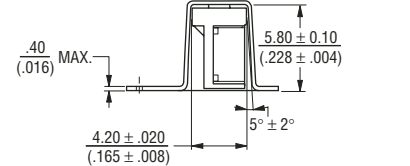
RECOMMENDED LAND PATTERN



3313J/X Packaging Specifications



3313S Packaging Specifications



TOLERANCES: ± 0.25 (.010) EXCEPT WHERE NOTED

DIMENSIONS ARE: $\frac{\text{MM}}{\text{(INCHES)}}$

How To Order

3313 J - 1 - 502 E

Model _____
 Style _____
 Standard or Modified _____
 Product Indicator
 -1 = Single Slot
 -2 = Cross Slot
 Resistance Code _____
 Embossed Tape
 1000 pcs. / 7" Reel (J Style)
 200 pcs. / 7" Reel (S Style)

Standard Resistance Table

| Resistance (Ohms) | Part Marking Code | Resistance Code |
|-------------------|-------------------|-----------------|
| 10 | A1 | 100 |
| 20 | 21 | 200 |
| 50 | 51 | 500 |
| 100 | A2 | 101 |
| 200 | 22 | 201 |
| 500 | 52 | 501 |
| 1,000 | A3 | 102 |
| 2,000 | 23 | 202 |
| 5,000 | 53 | 502 |
| 10,000 | A4 | 103 |
| 20,000 | 24 | 203 |
| 50,000 | 54 | 503 |
| 100,000 | A5 | 104 |
| 200,000 | 25 | 204 |
| 500,000 | 55 | 504 |
| 1,000,000 | A6 | 105 |
| 2,000,000 | 26 | 205 |

Popular distribution resistance values listed in boldface. Special resistances available.